

Bridge Rectifiers


Features

- UL recognition file #E230084
- High surge current capability
- Ideal for printed circuit boards
- Solder dip 275 °C max. 7 s, per JESD 22-B106



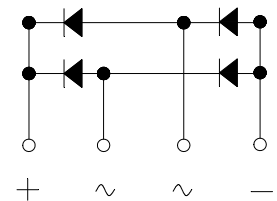
Applications

- General purpose use in AC/DC bridge full wave rectification for power supply, home appliances, office equipment, industrial automation applications.



Mechanical Data

- **Package:** KBL
Molding compound meets UL 94 V-0 flammability rating, RoHS- compliant
- **Terminals :** Tin plated leads, solderable per J-STD-002 and JESD22-B102
- **Polarity:** As marked on body



Maximum Ratings (TA=25°C unless otherwise noted)

Parameter	Symbol	KBL 6005	KBL 601	KBL 602	KBL 604	KBL 606	KBL 608	KBL 610	Unit
Device marking code		KBL6005	KBL601	KBL602	KBL604	KBL606	KBL608	KBL610	
Repetitive Peak Reverse Voltage	V_{RRM}	50	100	200	400	600	800	1000	V
Average Rectified Output Current @60Hz sine Wave, R-load, With heatsink Ta=40°C	I_O	6							A
Surge(Non-repetitive)Forward Current @60Hz Half- sine Wave, 1 cycle, Ta=25°C	I_{FSM}	135							A
Current Squared Time @1ms≤t<8.3ms Tj=25°C, Rating of per diode	I^2t	76							A ² S
Storage Temperature	Tstg	-55 ~+150							°C
Junction Temperature	T _J	-55 ~+150							°C

Electrical Characteristics (TA=25°C unless otherwise noted)										
Parameter	Symbol	Test Conditions	KBL 6005	KBL 601	KBL 602	KBL 604	KBL 606	KBL 608	KBL 610	Unit
Maximum instantaneous forward voltage drop per diode	V_{FM}	IFM=3A				1.05				V
Maximum DC reverse current at rated DC blocking voltage per diode	I_{RRM}	$V_{RM}=V_{RRM}$				10				μA

Thermal Characteristics (TA=25°C unless otherwise noted)										
Parameter	Symbol	KBL 6005	KBL 601	KBL 602	KBL 604	KBL 606	KBL 608	KBL 610	Unit	
Thermal Resistance	Between junction and ambient,	$R_{\theta J-A}$				19			$^{\circ}C/W$	
	Between junction and lead	$R_{\theta J-L}$				5			$^{\circ}C/W$	

Ratings and Characteristics Curves

($T_A = 25^\circ\text{C}$ unless otherwise noted)

FIG1: I_o - T_a Curve

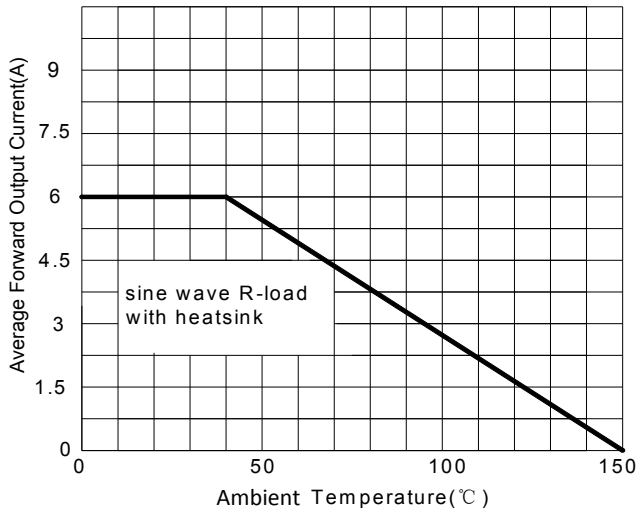


FIG2: Surge Forward Current Capability

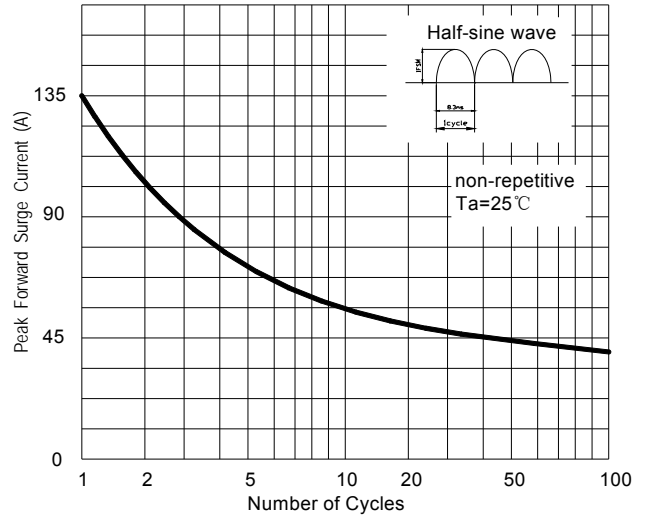


FIG3: Instantaneous Forward Voltage

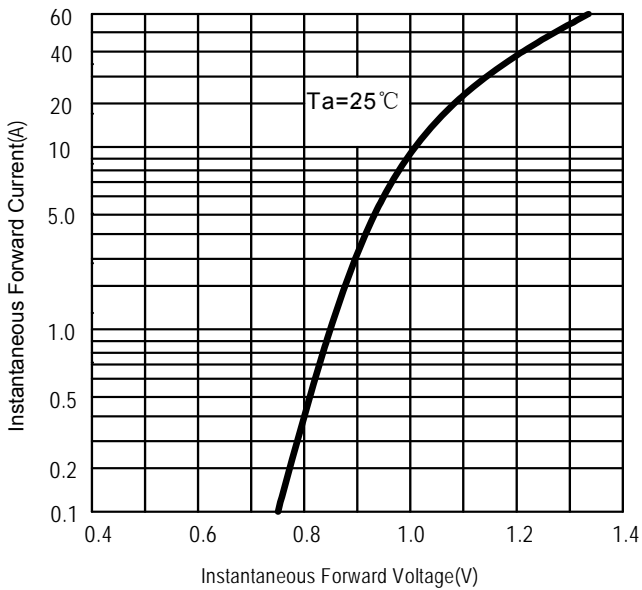
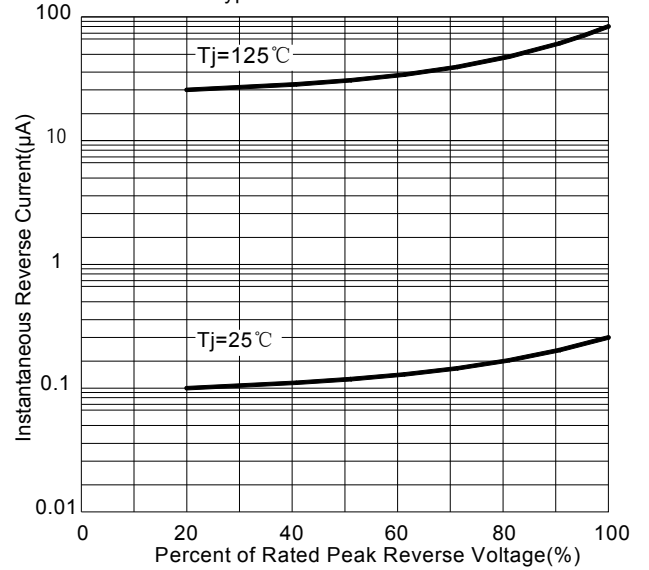
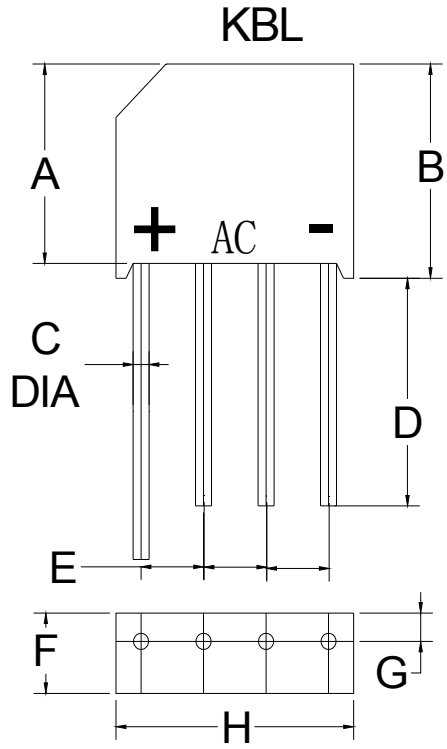


FIG4: Typical Reverse Characteristics



Package Outline Dimensions

in inches (millimeters)



Dimensions in millimeters

KBL		
Dim	Min	Max
A	13.7	15.7
B	15.2	16.3
C	1.2	1.3
D	16	/
E	4.6	5.6
F	5.5	6.5
G	1.8	2.4
H	18.5	19.5

Revision History

Document Version	Date of release	Description of changes
Rev.A	2014.04.28	First issue

Disclaimers

These materials are intended as a reference to assist our customers in the selection of the Suzhou Good-Ark product best suited to the customer's application; they do not convey any license under any intellectual property rights, or any other rights, belonging to Suzhou Good-Ark Electronics Co., Ltd. or a third party.

Suzhou Good-Ark Electronics Co., Ltd. assumes no responsibility for any damage, or infringement of any third-party's rights, originating in the use of any product data, diagrams, charts, programs, algorithms, or circuit application examples contained in these materials.

All information contained in these materials, including product data, diagrams, charts, programs and algorithms represents information on products at the time of publication of these materials, and are subject to change by Suzhou Good-Ark Electronics Co., Ltd. without notice due to product improvements or other reasons. It is therefore recommended that customers contact Suzhou Good-Ark Electronics Co., Ltd. or an authorized Suzhou Good-Ark Electronics Co., Ltd. for the latest product information before purchasing a product listed herein. The information described here may contain technical inaccuracies or typographical errors. Suzhou Good-Ark Electronics Co., Ltd. assumes no responsibility for any damage, liability, or other loss rising from these inaccuracies or errors. Please also pay attention to information published by Suzhou Good-Ark Electronics Co., Ltd. by various means, including our website home page.

(<http://www.goodark.com>)

When using any or all of the information contained in these materials, including product data, diagrams, charts, programs, and algorithms, Please be sure to evaluate all information as a total system before making a final decision on the applicability of the information and products. Suzhou Good-Ark Electronics Co., Ltd. assumes no responsibility for any damage, liability or other loss resulting from the information contained herein.

The prior written approval of Suzhou Good-Ark Electronics Co., Ltd. is necessary to reprint or reproduce in whole or in part these materials.

Please contact Suzhou Good-Ark Electronics Co., Ltd. or an authorized distributor for further details on these materials or the products contained herein.